



Waterproof SMD 4LEDs Module adopts 4 pcs of SMD LED as its luminous body, this product has good ability, wide beaming angle, and perfect design. ABS Engineering Plastic Housing glued with epoxy makes the product wholly waterproof (IP 65).

Easy installation can be realized with two mounting holes and 3M tape on the back. This product can be widely used for signs, logos, cove lighting, channel letter, etc

Waterproof SMD 4LEDs Module

Part No.: IMG-M4X-SF

Specification:

Size: 42*28*5.9mm

Weight: 8g

Beaming Angle: >120°

Electrical specification:

IP Class: IP65

Input Voltage: 12VDC

Power Consumption: 0.48W/PC

Power Supply: Waterproof 30W-12V-2.5A;
60W-12V-5A; 150W-12V-12.5A
Non-waterproof 55W-12V-4.6A,
150W- 12V-12.5A; 300W-12V-25A



Green, Energy Saving.

Low voltage, DC 12V, High brightness.

Conforming to international standard.

Absolutely safe and stable.

Save 90% electricity compared to traditional lights.

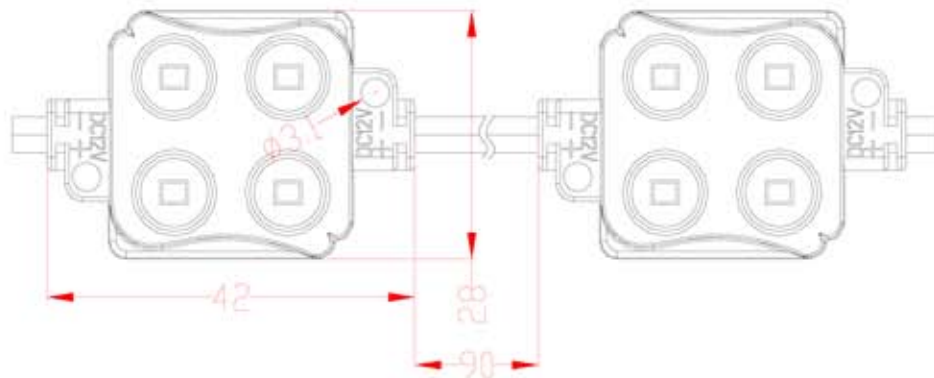
Longevity of Luminous Body:

All LED lights adopt super bright LED as their luminous body. Theoretically, the longevity of LED could be 50,000-100,000 MTBF(Mean Time Between Failure: average fault-free time, the standard usually measured by manufacturer of traditional lights).Like traditional lighting products, the lumen of LED will also decrease as time goes on. LED lumen is influenced by environmental factors such as temperature, humidity, and ventilation condition. It also could be impacted by its design on heat sinking, current control, etc.To some extent, these factors are the main ones on LED longevity.

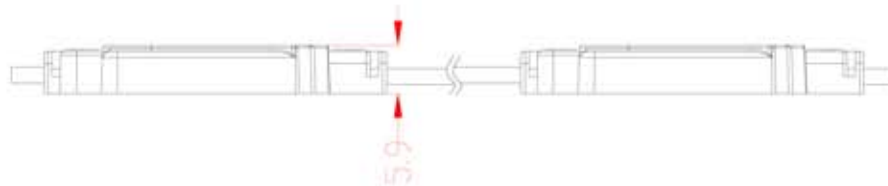
Specialized Lighting Concepts Ltd
1/135 Cryers Rd - East Tamaki - Auckland
New Zealand
Ph: +64-9-273-4105
www.specializedlightingconcepts.co.nz

Diagram

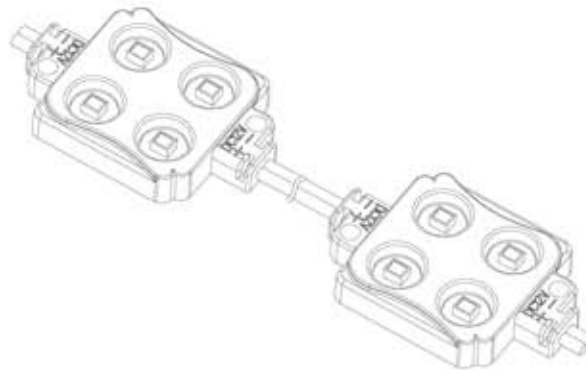
Top View



Side View



Top-Side View



ATTENTION



- *To ensure the longevity and stability of Module, please do not hit or beat the module forcibly.
- *Please do not install it in totally exposed outdoor environment.
- *Suggested distance between the module and light box cover within 50~80mm, The distance between each module is 30~50mm.

WARNING



- * Do not touch INPUT PORT when power is on.
- * Please leave 20% power free to protect the brightness of module from being influenced by environments.
- * Install this module at desired installation spot.
- * Please note the negative and positive polarity when you link wires of power supply to avoid short circuit.
- * Make sure the output voltage of power supply is of the same with module's operating voltage.

Connecting Diagram

