

# Evolve Backlit Series

## Quad



POWER OUTPUT  
**3.0W**



LUMENS  
**285lm**



COLOUR TEMPERATURE  
**6500K**



WARRANTY  
**5 Years**



DIMENSIONS  
**46.5 x 43 x 10mm**

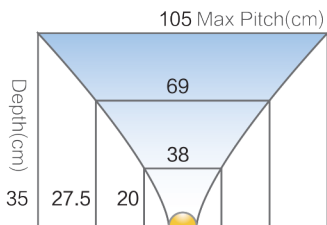


SERIES CONNECTIVITY  
**25 modules**

The Quad is our brightest sign module designed for high and deep light boxes where maximum light output is required.

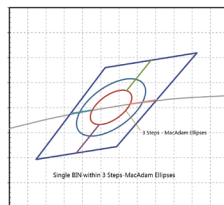
Quad Features:

- Suitable for 150 - 350mm deep
- 160° Bat-Wing Optical Lens
- 3 Step MacAdam colour binning
- Constant current onboard technology
- 25 modules in series

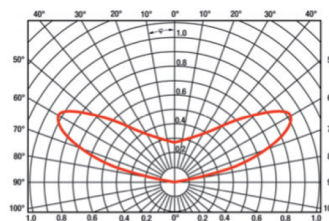


P/D Rate

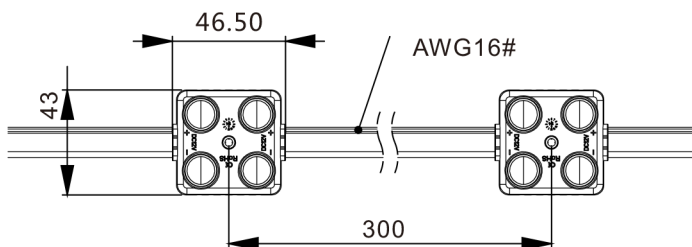
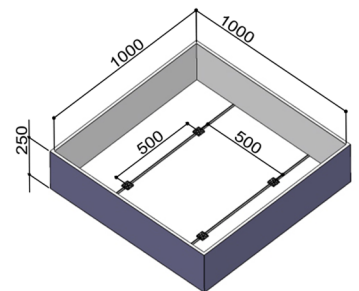
P/D=3.0



MacAdam Ellipses



Distribution Curve



IP 67



5 YEARS  
warranty



CONSTANT CURRENT  
DRIVING SYSTEM



RoHS



CE



TUV



UKAS  
MANAGEMENT  
SYSTEM



specialized  
lighting concepts

Phone: 09 273 4105

Fax: 09 273 4104

PO Box 58-983

Botany, Auckland 2163

info@specializedlightingconcepts.co.nz

www.specializedlightingconcepts.co.nz